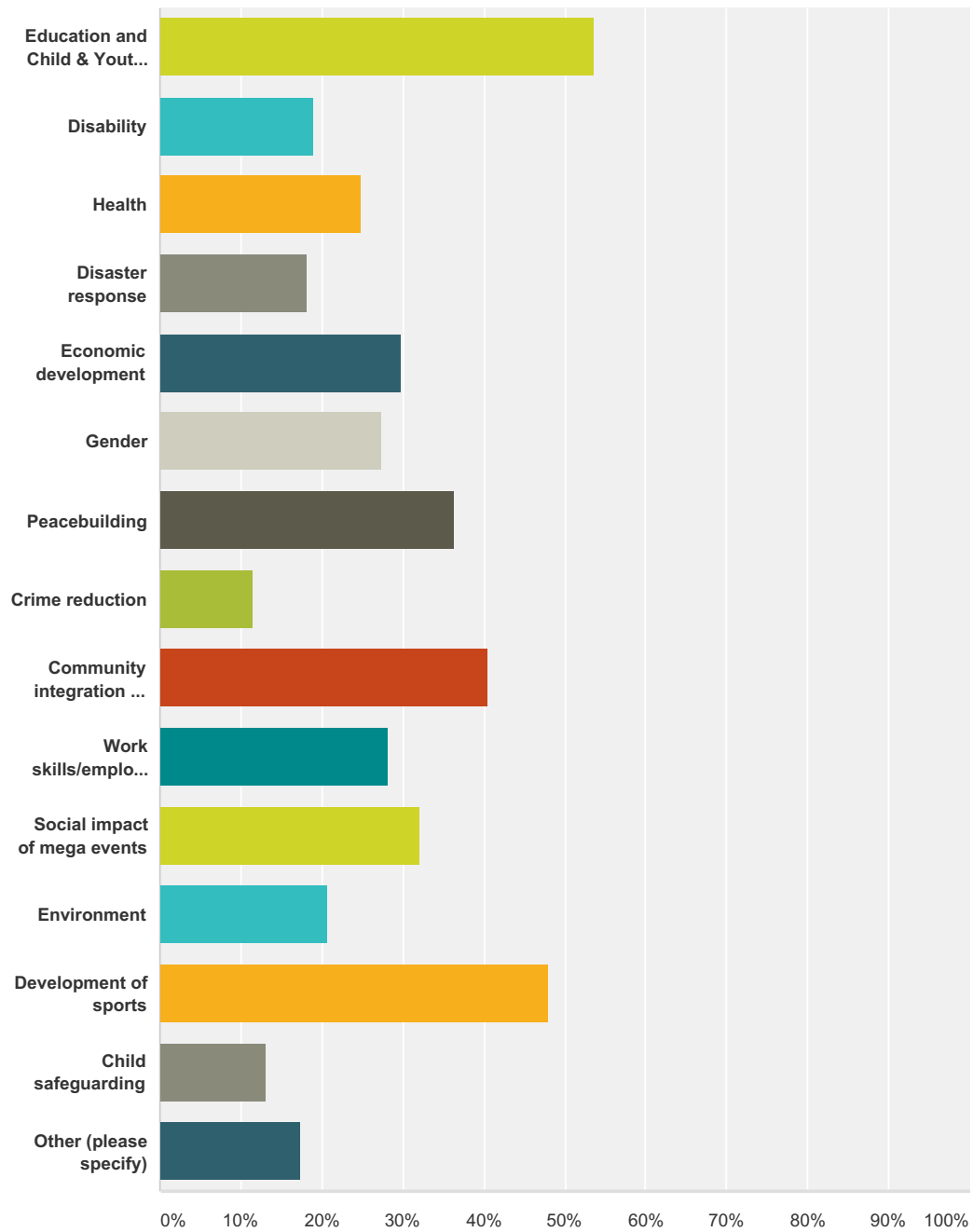


Q1 What topics would you be interested in for an article series? (Select up to three)

Answered: 121 Skipped: 2

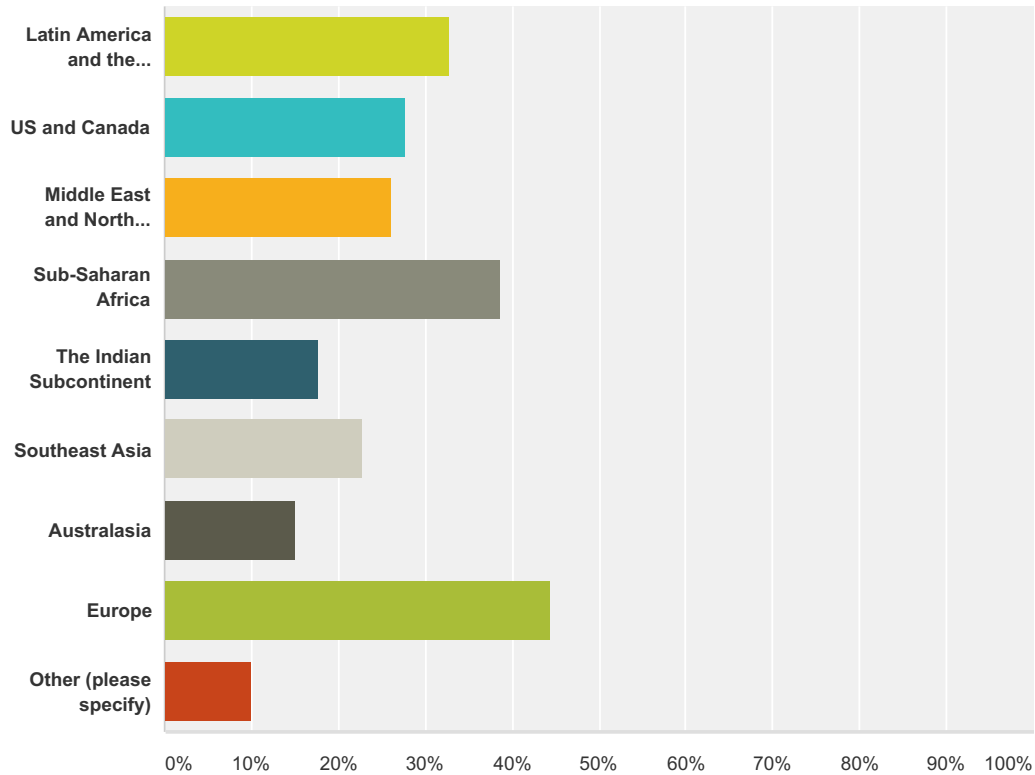


Answer Choices	Responses
Education and Child & Youth Development	53.72% 65
Disability	19.01% 23
Health	24.79% 30
Disaster response	18.18% 22

Economic development	29.75%	36
Gender	27.27%	33
Peacebuilding	36.36%	44
Crime reduction	11.57%	14
Community integration & cohesion	40.50%	49
Work skills/employment	28.10%	34
Social impact of mega events	32.23%	39
Environment	20.66%	25
Development of sports	47.93%	58
Child safeguarding	13.22%	16
Other (please specify)	17.36%	21
Total Respondents: 121		

Q2 In terms of what's happening in the sport and development sector in different regions, which of the following would you be most interested in finding out more about? (Choose two)

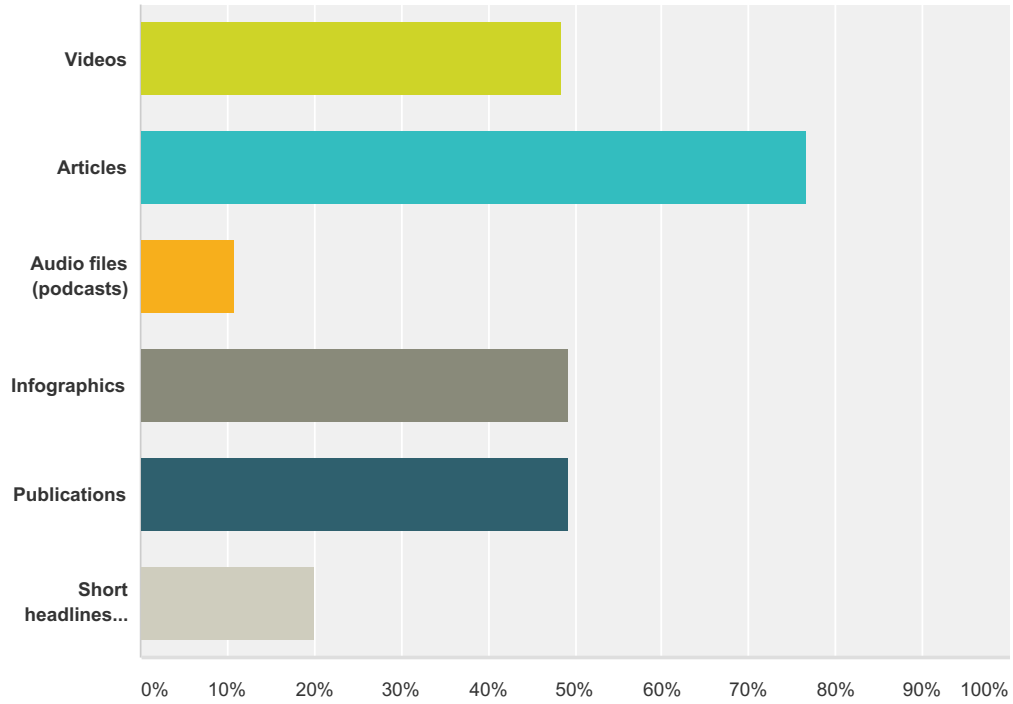
Answered: 119 Skipped: 4



Answer Choices	Responses
Latin America and the Caribbean	32.77% 39
US and Canada	27.73% 33
Middle East and North Africa (MENA)	26.05% 31
Sub-Saharan Africa	38.66% 46
The Indian Subcontinent	17.65% 21
Southeast Asia	22.69% 27
Australasia	15.13% 18
Europe	44.54% 53
Other (please specify)	10.08% 12
Total Respondents: 119	

Q3 Which of the following formats do you prefer to receive information about important topics?

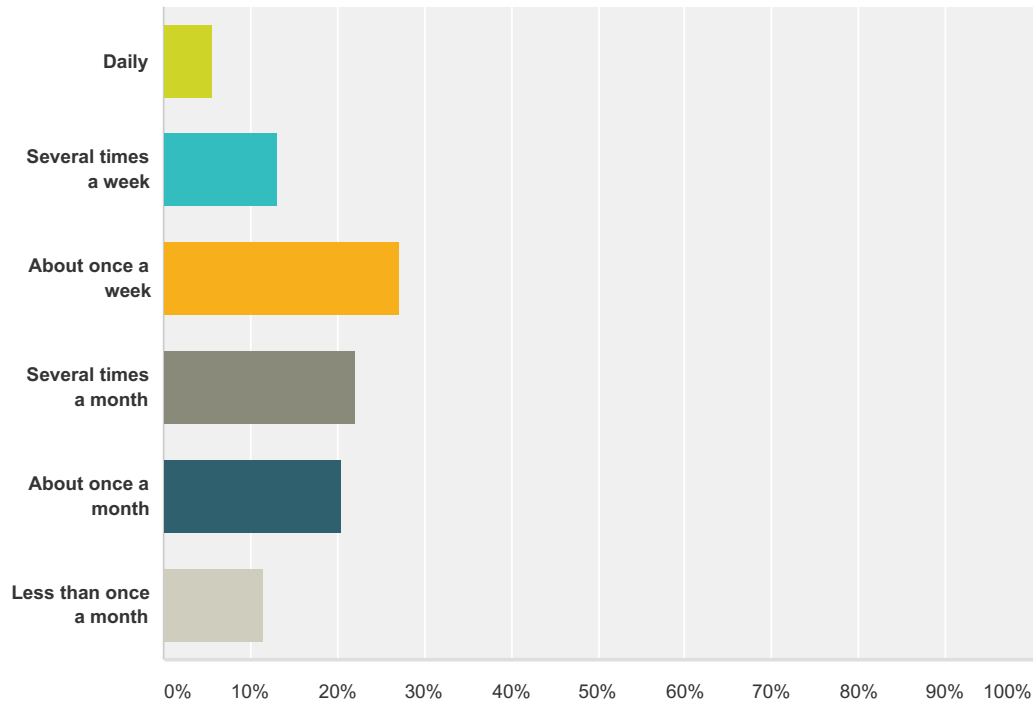
Answered: 120 Skipped: 3



Answer Choices	Responses
Videos	48.33% 58
Articles	76.67% 92
Audio files (podcasts)	10.83% 13
Infographics	49.17% 59
Publications	49.17% 59
Short headlines (tweets)	20.00% 24
Total Respondents: 120	

Q4 How often do you visit sportanddev.org?

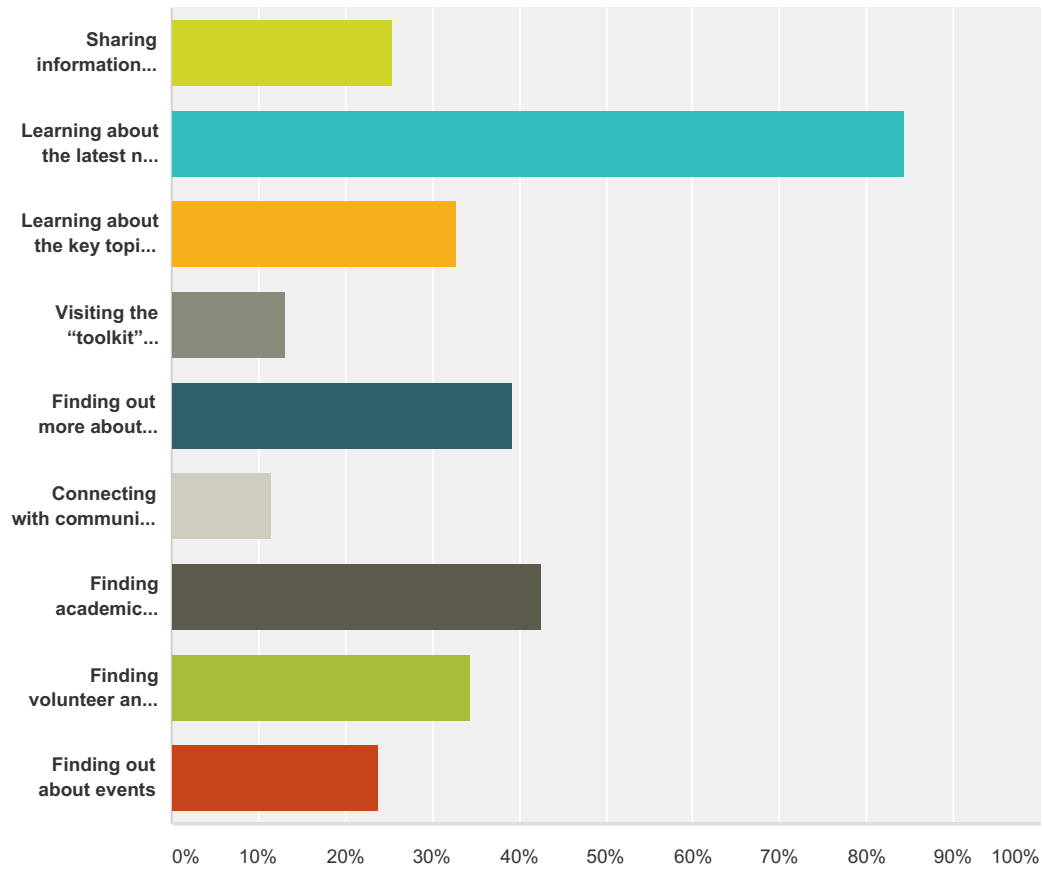
Answered: 122 Skipped: 1



Answer Choices	Responses	Count
Daily	5.74%	7
Several times a week	13.11%	16
About once a week	27.05%	33
Several times a month	22.13%	27
About once a month	20.49%	25
Less than once a month	11.48%	14
Total		122

Q5 What is your primary reason for using sportanddev.org? (Please choose no more than three)

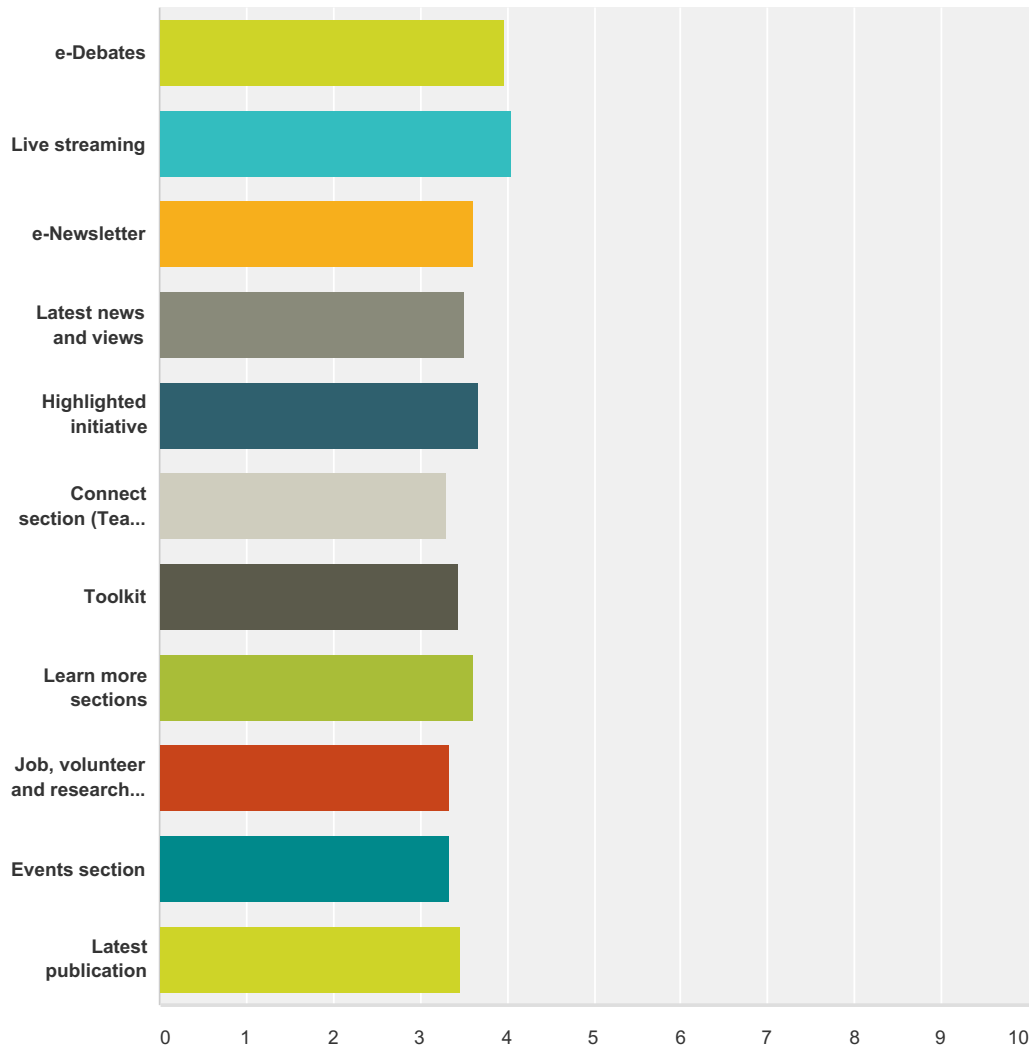
Answered: 122 Skipped: 1



Answer Choices	Responses
Sharing information about your work	25.41% 31
Learning about the latest news in sport and development	84.43% 103
Learning about the key topics in sport and development in the "Learn more" section	32.79% 40
Visiting the "toolkit" section	13.11% 16
Finding out more about projects	39.34% 48
Connecting with community members	11.48% 14
Finding academic research and publications	42.62% 52
Finding volunteer and employment opportunities	34.43% 42
Finding out about events	23.77% 29
Total Respondents: 122	

Q6 How would you rate the following services offered by sportanddev.org? (Poor, fair, good, very good, don't know)

Answered: 118 Skipped: 5



	Poor	Fair	Good	Very good	Don't know	Total	Weighted Average
e-Debates	5.31% 6	14.16% 16	17.70% 20	4.42% 5	58.41% 66	113	3.96
Live streaming	5.31% 6	10.62% 12	16.81% 19	7.96% 9	59.29% 67	113	4.05
e-Newsletter	0.00% 0	4.39% 5	34.21% 39	57.89% 66	3.51% 4	114	3.61
Latest news and views	0.89% 1	8.93% 10	36.61% 41	46.43% 52	7.14% 8	112	3.50
Highlighted initiative	0.92% 1	9.17% 10	38.53% 42	23.85% 26	27.52% 30	109	3.68

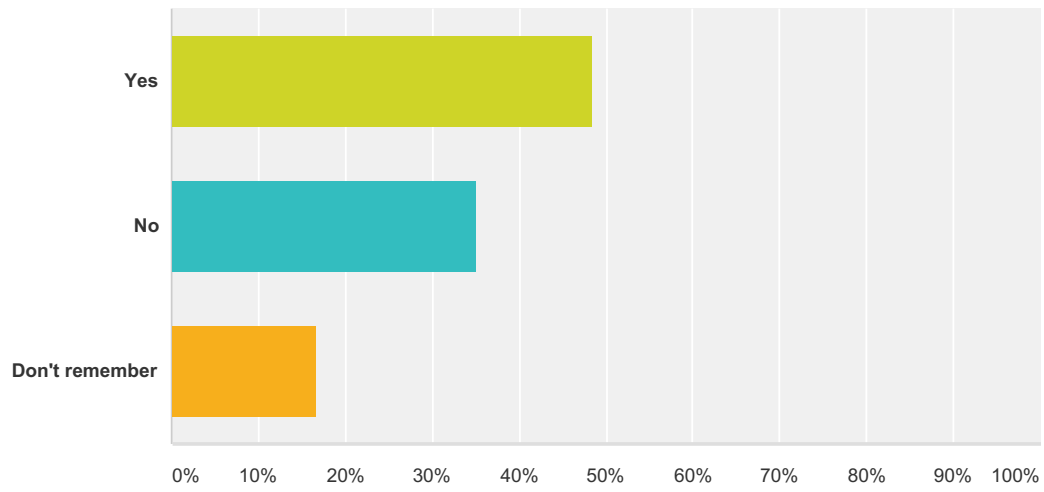
Connect section (Team Players, organisational profiles, map, etc.)	4.50% 5	25.23% 28	30.63% 34	15.32% 17	24.32% 27	111	3.30
Toolkit	1.80% 2	18.02% 20	36.94% 41	20.72% 23	22.52% 25	111	3.44
Learn more sections	0.94% 1	13.21% 14	37.74% 40	19.81% 21	28.30% 30	106	3.61
Job, volunteer and research opportunities	1.77% 2	19.47% 22	34.51% 39	30.97% 35	13.27% 15	113	3.35
Events section	0.89% 1	16.07% 18	44.64% 50	25.00% 28	13.39% 15	112	3.34
Latest publication	0.00% 0	11.61% 13	43.75% 49	30.36% 34	14.29% 16	112	3.47

Q7 What other service(s), currently not provided on sportanddev.org, would have the biggest impact on your involvement in sport and development?

Answered: 36 Skipped: 87

Q8 Are you registered as a Team Player/organisation on sportanddev.org?

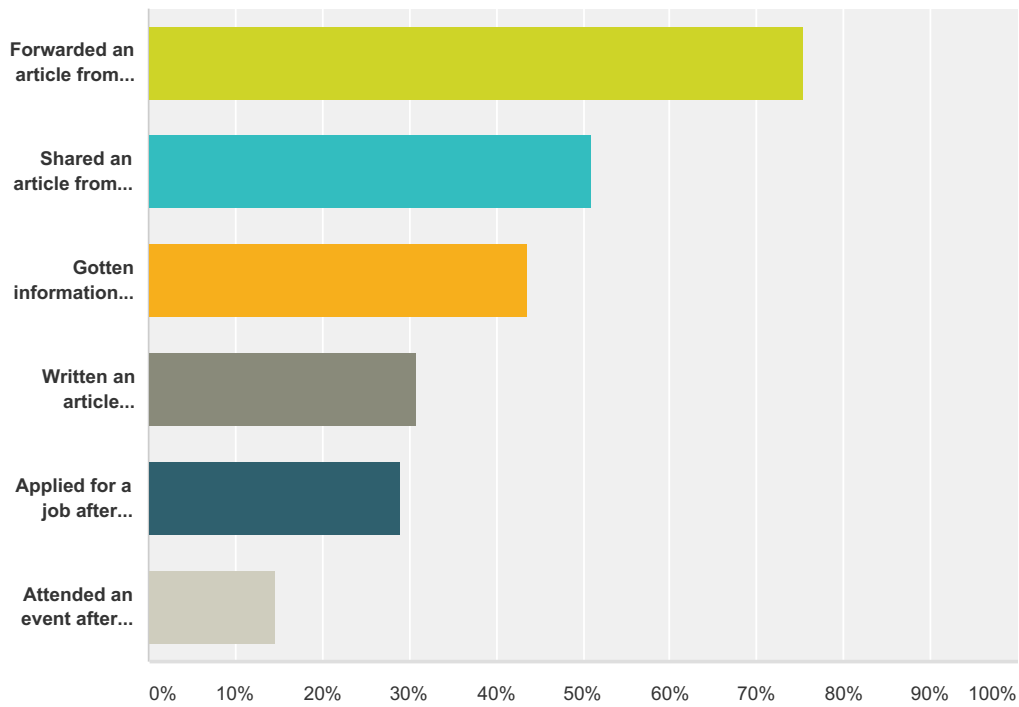
Answered: 120 Skipped: 3



Answer Choices	Responses
Yes	48.33% 58
No	35.00% 42
Don't remember	16.67% 20
Total	120

Q9 Have you done any of the following? (Tick all that apply)

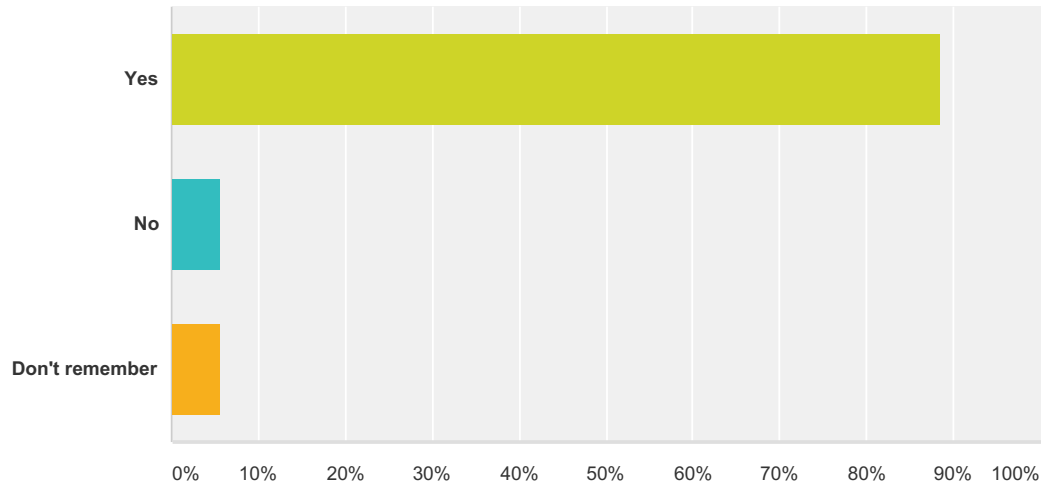
Answered: 110 Skipped: 13



Answer Choices	Responses	Count
Forwarded an article from sportanddev.org to someone	75.45%	83
Shared an article from sportanddev.org on social media	50.91%	56
Gotten information from sportanddev.org's social media page	43.64%	48
Written an article published on sportanddev.org	30.91%	34
Applied for a job after seeing it highlighted on sportanddev.org	29.09%	32
Attended an event after seeing it highlighted on sportanddev.org	14.55%	16
Total Respondents: 110		

Q10 Are you subscribed to our newsletter?

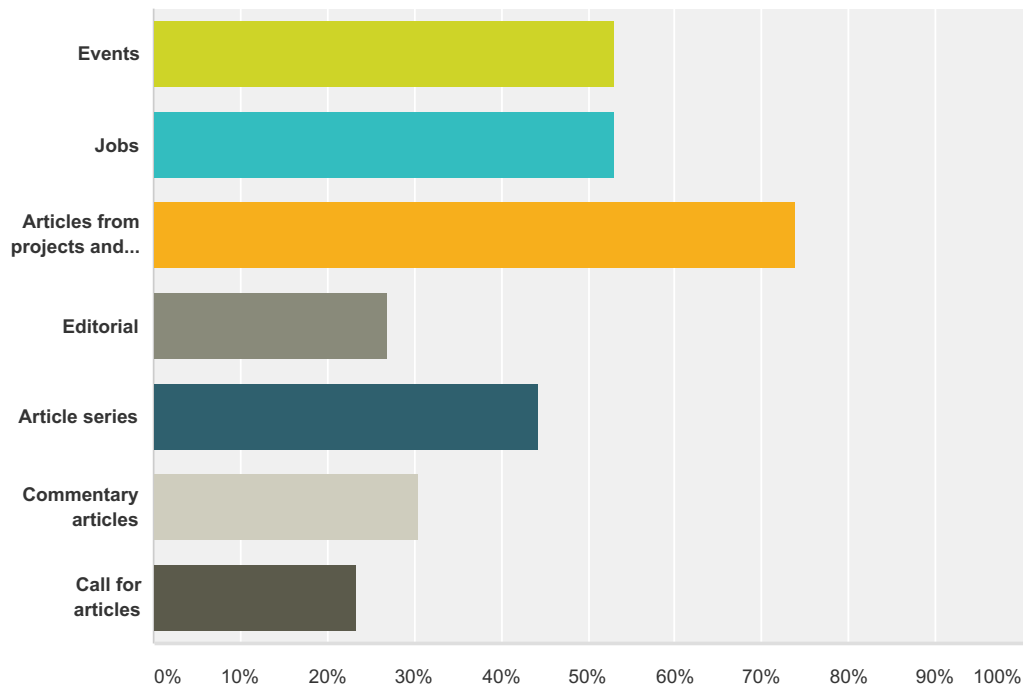
Answered: 122 Skipped: 1



Answer Choices	Responses
Yes	88.52% 108
No	5.74% 7
Don't remember	5.74% 7
Total	122

Q11 If yes, please tell us what interests you the most in the newsletter (Pick up to three)

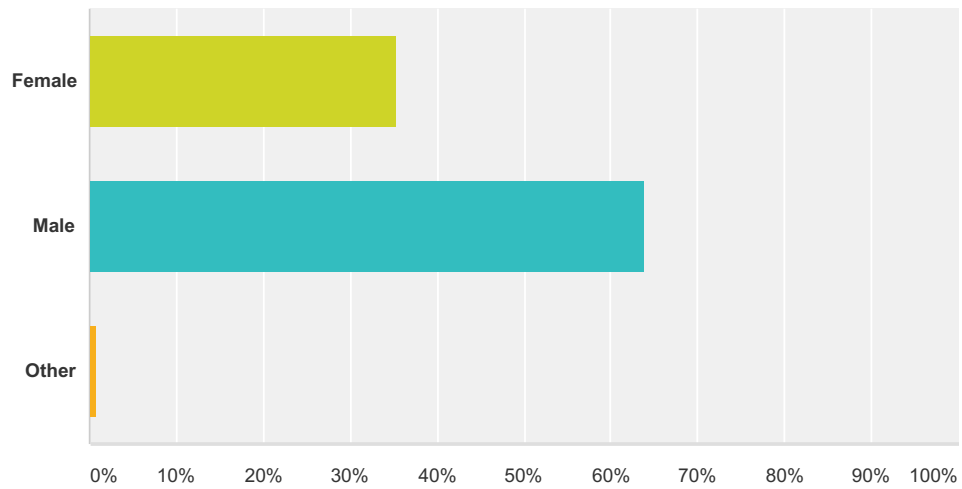
Answered: 115 Skipped: 8



Answer Choices	Responses
Events	53.04% 61
Jobs	53.04% 61
Articles from projects and community members	73.91% 85
Editorial	26.96% 31
Article series	44.35% 51
Commentary articles	30.43% 35
Call for articles	23.48% 27
Total Respondents: 115	

Q12 Do you identify as...

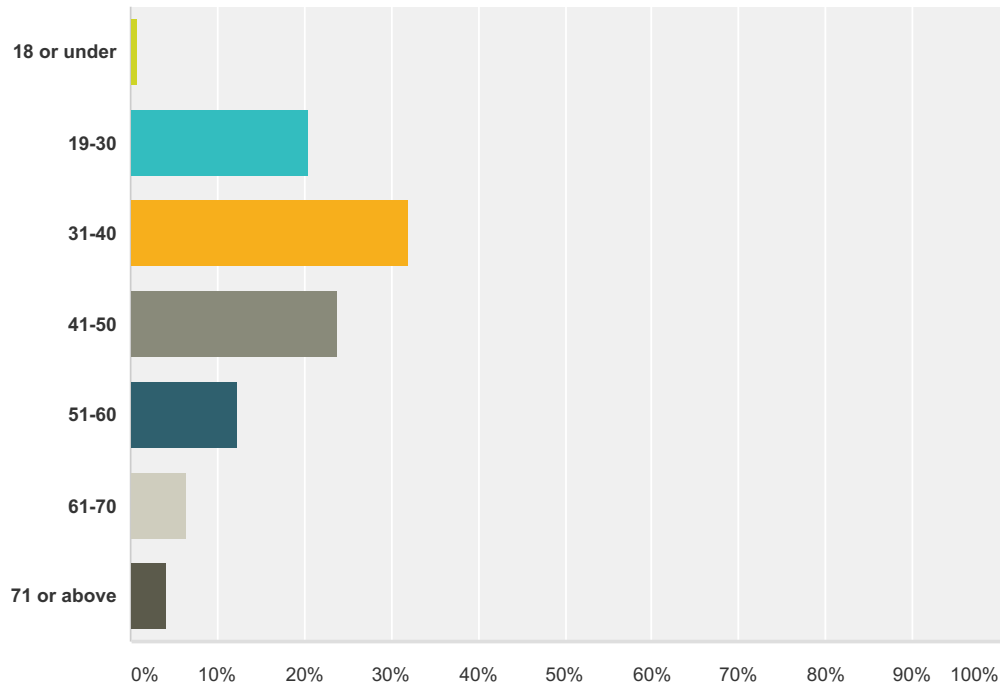
Answered: 122 Skipped: 1



Answer Choices	Responses	
Female	35.25%	43
Male	63.93%	78
Other	0.82%	1
Total		122

Q13 What age are you?

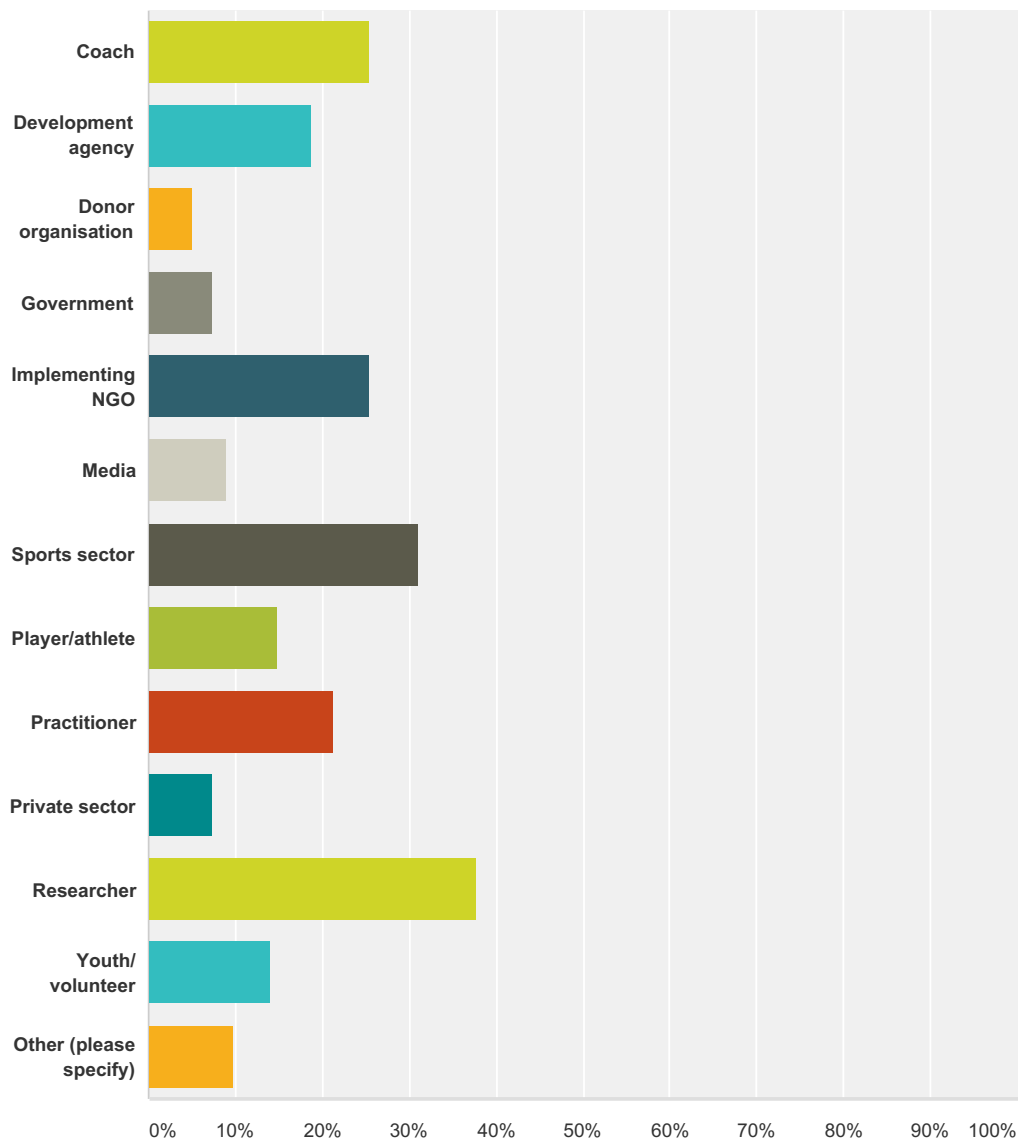
Answered: 122 Skipped: 1



Answer Choices	Responses
18 or under	0.82% 1
19-30	20.49% 25
31-40	31.97% 39
41-50	23.77% 29
51-60	12.30% 15
61-70	6.56% 8
71 or above	4.10% 5
Total	122

Q14 Please select the group(s) which you belong to.

Answered: 122 Skipped: 1



Answer Choices	Responses	Count
Coach	25.41%	31
Development agency	18.85%	23
Donor organisation	4.92%	6
Government	7.38%	9
Implementing NGO	25.41%	31
Media	9.02%	11
Sports sector	31.15%	38

Player/athlete	14.75%	18
Practitioner	21.31%	26
Private sector	7.38%	9
Researcher	37.70%	46
Youth/ volunteer	13.93%	17
Other (please specify)	9.84%	12
Total Respondents: 122		

Q15 We are always interested in getting feedback from our users. Is there any additional information that you would like to share or questions you have for the Operating Team?

Answered: 26 Skipped: 97